

Bajszagreb



City bike system powered by nextbike

HOW TO USE BAJS BIKES




with Bajsz
for a drink
to downtown
to faculty to work
to the market

Bajsz powered by nextbike


HOW TO CREATE nextbike ACCOUNT

Registration

Download app



Check the website



bajs.zagreb.hr

18+

Bajs powered by nextbike

Activation

A bank card is necessary

(rental costs are automatically charged from the connected bank card)

Activation fee is non-refundable

Activation fee is used for activation of your account and for future rentals



Pricelist

PAY AS YOU GO *

Classic bike: **0.50€** / 30 min

MONTHLY SUBSCRIPTION FOR 1 BIKE

5,00€

ANNUAL SUBSCRIPTION FOR 1 BIKE

30,00€

Obje pretplate uključuju:

unlimited free rentals up to 30 minutes, provided that the next free rental begins at least 30 minutes after the last free rental.

Each additional 30 minutes in an active rental will be charged at the Pay As You Go price list.

Rentals between free rentals are charged according to the Pay As You Go price list.

HOW TO RENT A BIKE

- Scan QR code on the bike
- Bike lever is automatically up



A BREAK (temporary parking)

NEED A BREAK?

- Turn on the Pause ride option in the app
- Lock it by lowering the lever at the back of the bike
(Note that the Pause ride option does not stop the rental)



HOW TO END THE RENTAL



- Return the bike to the official station
(big blue pin in the app)
- Lock it by lowering the lever at the back of the bike
- A beep and message on your device will confirm the successful return and end of your bike rental.



Ending a rental at a non-official station will cost an additional 30,00€

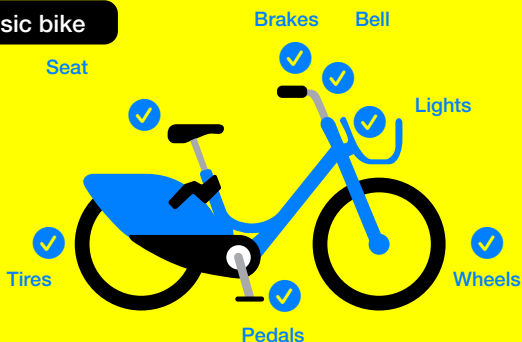


Not ending the rental by lowering the lever will cost additional 30,00 €

Enjoy the ride with Bajs

CHECK BEFORE THE RENTAL...


Classic bike



Bike with a child seat

Max. 20 kg

Use of seat belts and helmets for children is required



Drive carefully and brake in advance

BAJS PARKING STATION

The rental must end at the official Bajs parking station by lowering the lever on the bike lock.



Drive carefully, pay attention to traffic signs and pedestrians. Do not consume alcohol.

TROUBLESHOOTING

Can't stop the rental

- Lower the lever at the back of the bike without using the app

Lever not lowering

- Move the bike 2-3 cm back and forth to loosen the spokes
- Send a video of a lever not lowering with a visible bike number

Lever down – the rental is still running

- Send a photo of a lowered lever with a visible bike number

ADDITIONAL COSTS



- Ending a rental at a non-official station will cost an additional **30,00€**
- Not ending the rental by lowering the lever will cost additional **30,00 €**

HELP

Damaged bike

- Do not rent a damaged bike
- Send us a message so that we can fix it

Call center +385 1 549 4477

e-mail bajs@zagreb.hr

TERMS OF USE AND ADDITIONAL COST

www.bajs.zagreb.hr

PRATITE NAS

Check our web sites **bajs.zagreb.hr**
nextbike.hr and follow us on

